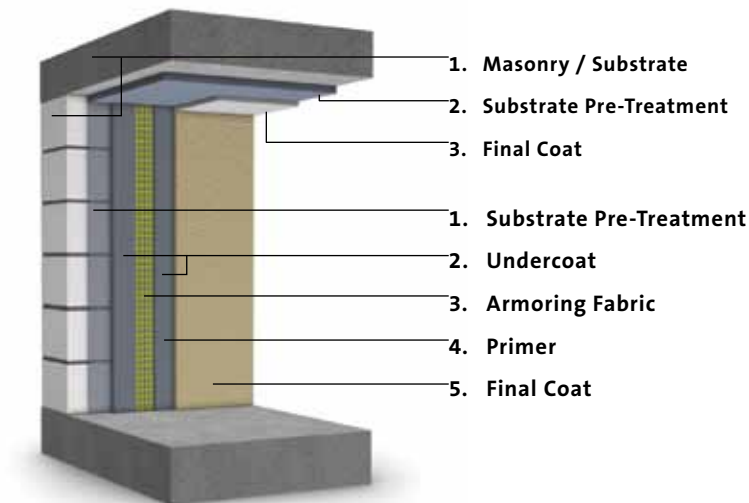





Composition of the SAKRET Basic-Plastering-System

New / Old Buildings: Interior Wall and Ceiling



System Composition	Gypsum Plasterboard	Masonry	Old Plaster no damages
1. Masonry / Substrate			
2. SAKRET Substrate Pre-Treatment	<ul style="list-style-type: none"> • if necessary Primer 	<ul style="list-style-type: none"> • if necessary Primer 	<ul style="list-style-type: none"> • if necessary Primer
3. SAKRET Undercoat		<ul style="list-style-type: none"> • Undercoat • Light-weight plaster, type I 	<ul style="list-style-type: none"> • Adhesive Plaster or Armoring Mortar
4. SAKRET Armoring Fabric	<p>A separate plaster reinforcement has to be applied with precarious areas such as e.g. roller shutter boxes, windowsills and other material transitions and connections. In particular cases it can be applied in the upper third of the undercoat and/or as an additional armoring fabric on the undercoat.</p>		
5. SAKRET Primer	<ul style="list-style-type: none"> • Plaster Base 	<ul style="list-style-type: none"> • Plaster Base 	<ul style="list-style-type: none"> • Plaster Base
6. SAKRET Final Coat (if necessary adjustment paint)	<ul style="list-style-type: none"> • Mineral Plaster • Silicate Plaster • Synthetic Resin Plaster 	<ul style="list-style-type: none"> • Mineral Plaster • Silicate Plaster • Synthetic Resin Plaster 	<ul style="list-style-type: none"> • Mineral Plaster • Silicate Plaster • Synthetic Resin Plaster